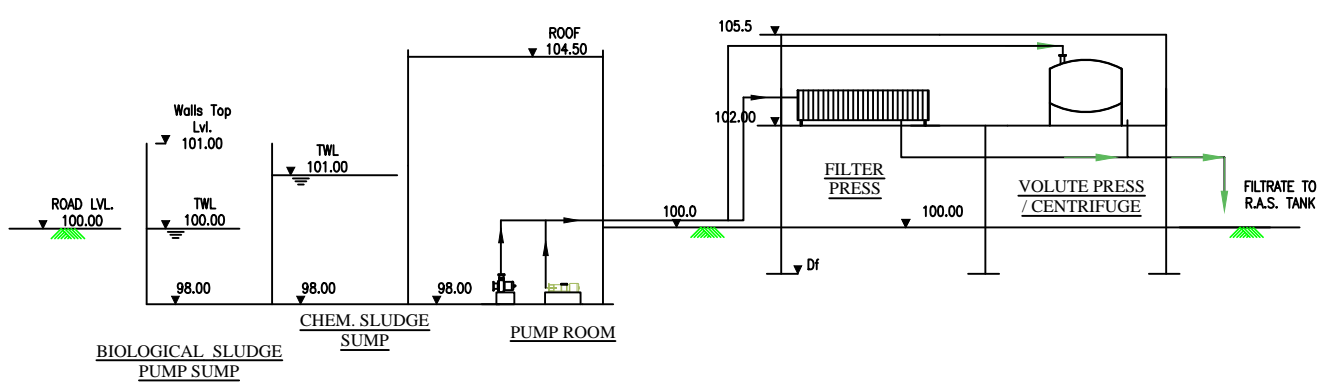
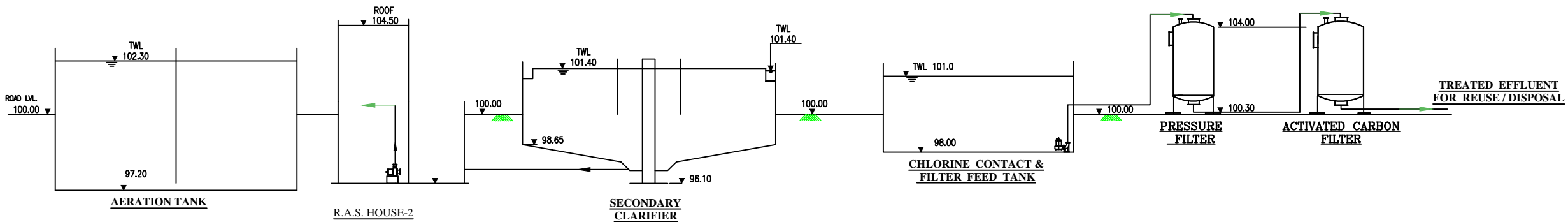
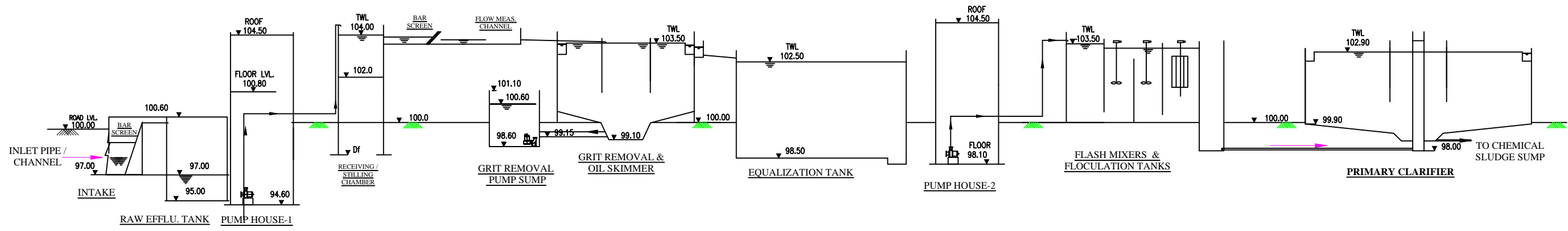


DO NOT SCALE THE DRAWING. IF IN DOUBT PLEASE ASK.



NOTES :

1. SIZE OF UNITS SHALL BE AS MENTIONED IN TABLE-C.E.T.P. UNITS SIZES.
2. ORIENTATION SHALL BE AS PER SITE REQUIREMENT.
3. ALL DIMENSIONS IN mm.
4. FINISH ROAD LEVEL AT 100.00M.
5. ROAD ALIGNMENT & WIDTH MAY CHANGE AS PER SITE REQUIREMENT.
6. PIPES, VALVES & FITTINGS NOT SHOWN IN THIS DRAWING.
7. Df INDICATES DEPTH OF FOUNDATION REQUIRED AS PER STRUCTURAL DESIGN.

CLIENT:		BIHAR INDUSTRIAL AREA DEVELOPMENT AUTHORITY (BIADA)	
PROJECT:		COMMON EFFLUENT TREATMENT PLANT (C.E.T.P)	
DRAWING TITLE:		HYDRAULIC FLOW DIAGRAM OF PROPOSED C.E.T.P. - MUZAFFARPUR	
CONSULTANT:		SMS ENVOICARE LIMITED	
GHAZIABAD OFFICE :		SMS ENVOICARE LTD., 4F-C5,58/59, SEC-1,WASHALI,GHAZIABAD,-201010	
Tel.:		0120-4153470/71/72, 8130271818 Fax 0120-4153475	
Web Site:		www.smenvocare.com, www.smal.co.in	
DRAWN	DATE	CHK'D BY	MECH. E & I
MK	16.11.15	AS	AS
PROJECT	APPD. BY	SCALE :	NTS
DWG.NO.		SHT NO. 1 OF 1	