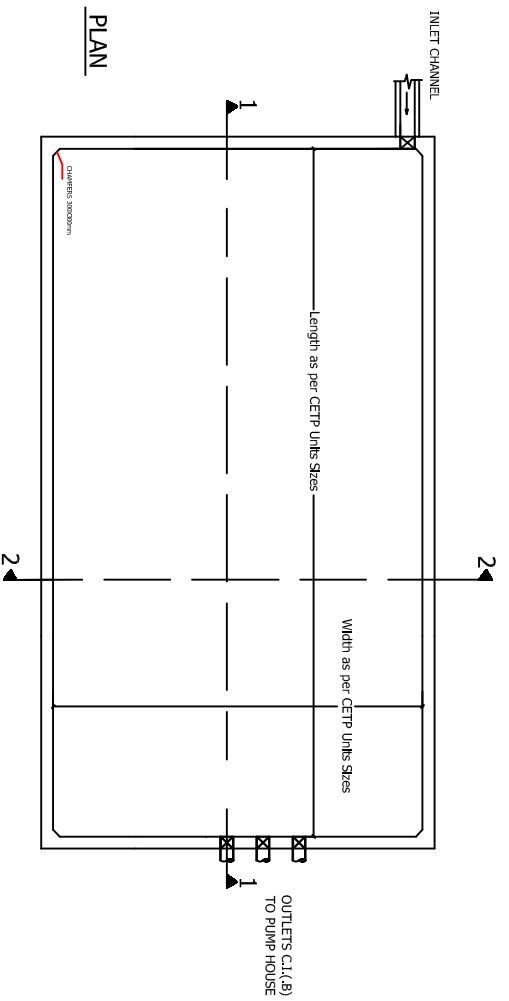
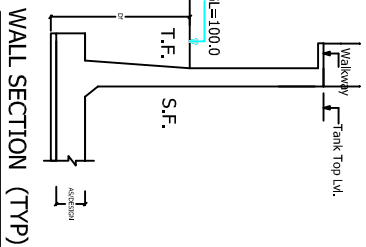


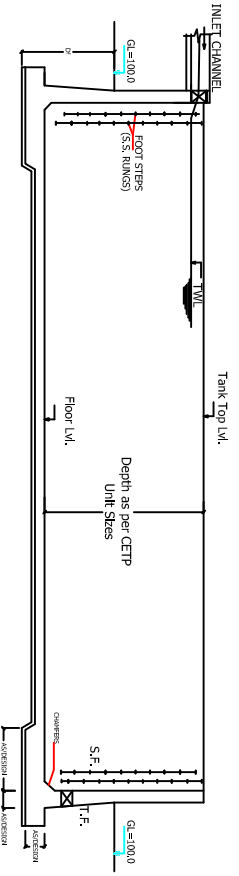
DO NOT SCALE THE DRAWING. IF IN DOUBT PLEASE ASK.



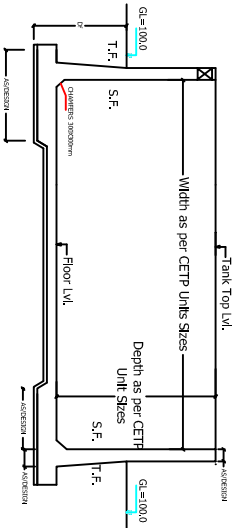
PLAN



WALL SECTION (TYP)



SECTION 1-1



SECTION 2-2

- NOTES :
1. SIZE OF SOLIDIFYING TANK SHALL BE AS MENTIONED IN TABLE C.E.T.P. UNIT'S SIZE/ UNIT'S
 2. CONSTRUCTION SHALL BE AS PER UNIT'S PLAN.
 3. ALL DIMENSIONS SHALL BE AS PER UNIT'S PLAN.
 4. ALL DIMENSIONS SHALL BE AS PER UNIT'S PLAN.
 5. ALL DIMENSIONS SHALL BE AS PER UNIT'S PLAN.
 6. ALL DIMENSIONS SHALL BE AS PER UNIT'S PLAN.
 7. ALL DIMENSIONS SHALL BE AS PER UNIT'S PLAN.
 8. ALL DIMENSIONS SHALL BE AS PER UNIT'S PLAN.
 9. ALL DIMENSIONS SHALL BE AS PER UNIT'S PLAN.

CLIENT:	BIHAR INDUSTRIAL AREA DEVELOPMENT AUTHORITY (BIADA)
PROJECT:	COMMON EFFLUENT TREATMENT PLANT (C.E.T.P.)
DRAWING TITLE:	G.A. OF EQUALIZATION TANK
CONSULTANT:	SMS ENVOICARE LIMITED

SMS ENVOICARE LIMITED

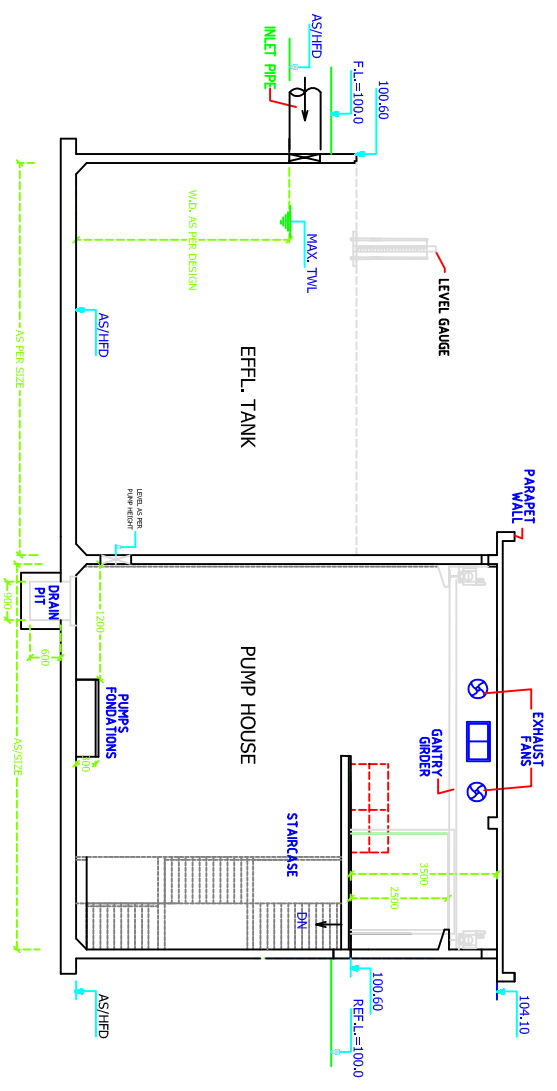
GHAZIABAD OFFICE : SMS ENVOICARE LTD., 4F-C5/58/59, SEC-1/VAISHALI, GHAZIABAD - 201010
 Tel.: 0120-4153470/71/72, 8130271818 Fax: 0120-4153475

Web Site: www.smsenvoicare.com, www.smbil.co.in

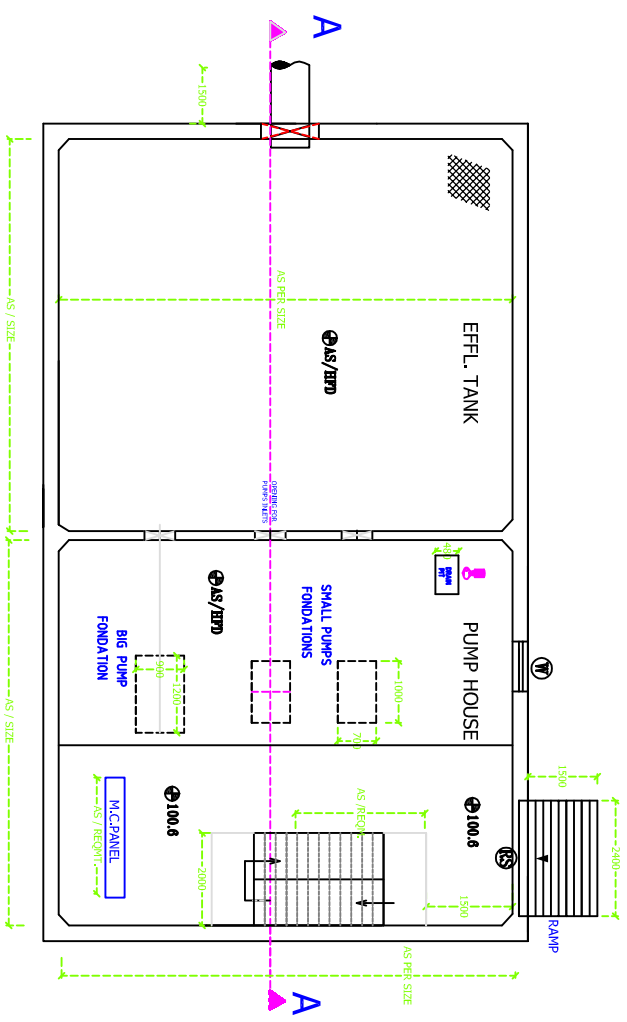
DRAWN	DATE	CHK'D	MECH.	E & I	PROCESS	PROJECT	APP. BY	SCALE :
WK	16/11/15	BY	AS	AS	AS	KK		
DWG. NO.		SRT NO.	1	OF	1	REV.		

DO NOT SCALE THE DRAWING. IF IN DOUBT PLEASE ASK.

SECTION A-A



PLAN



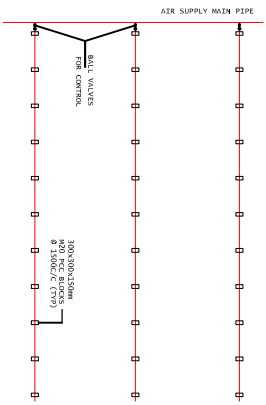
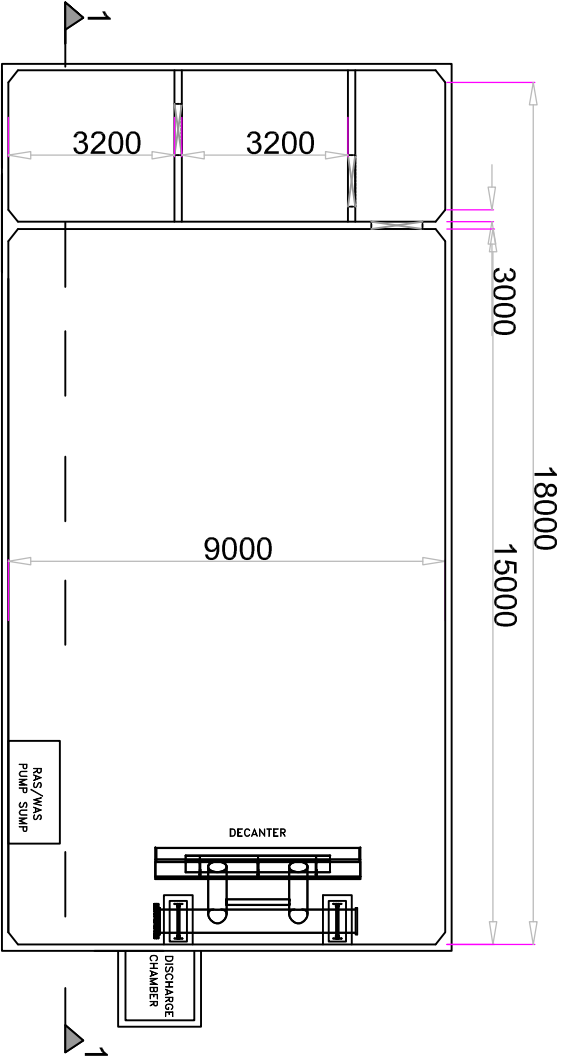
NOTES :

1. SIZE OF EFFLUENT TANK & PUMPS ROOM SHALL BE AS MENTIONED IN TABLE C.E.T.P. UNITS SIZES / LAYOUT PLAN DRAWING OF C.E.T.P.
2. ORIENTATION & POSITION OF INLET SHALL BE AS PER LAYOUT PLAN.
3. ALL LEVELS (TOP, BASE AND TWL) SHALL BE AS PER HYDRAULIC FLOW DIAGRAM.
4. MECHANICAL CLEARED BARE SCREEN SHALL BE AT SHOW LOCATION. SHOWN IS INDICATIVE.
5. ALL DIMENSIONS IN MM AND LEVELS IN METERS W.A.T. FINISH ROAD LEVEL (REF. LVL.) AT 100.00M.
6. PIPES, VALVES & FITTINGS NOT SHOWN IN THIS DRAWING.
7. WALLS & BASE PART THICKNESS TO BE AS PER APPROVED STRUCTURAL DESIGN.
8. ALL WALKWAYS, STAIRCASES & PLATFORMS TO BE PROVIDED WITH RAILINGS.
9. CHAMBERS 300x300mm TO BE PROVIDED AT ALL CORNERS AND JUNCTIONS OF WALLS & BASE PART.
10. NUMBER OF STAIRS SHALL BE AS PER DEPTH & HEIGHT REQUIREMENT.
11. THIS DRAWING IS APPLICABLE FOR P.H.-2 (EOL), TANK, R.A.S. AND PUMP HOUSE FOR FUTURE.

CLIENT:		BIHAR INDUSTRIAL AREA DEVELOPMENT AUTHORITY (BIADA)	
PROJECT:		COMMON EFFLUENT TREATMENT PLANT (C.E.T.P)	
DRAWING TITLE:		G.A. OF PUMP HOUSES PH-2, R.A.S. & FILTRATION.	
CONSULTANT:		SMS ENVOICARE LIMITED	
DRAWN:		CHK'D BY:	MECH. E & I PROCESS PROJECT APPR. BY SCALE :
DATE:		18.11.15	AS AS KK K
DWG. NO.:		SMT NO. 1 OF 1 REV.	
 SMS ENVOICARE LIMITED GHAZIABAD OFFICE : SMS ENVOICARE LTD., 4F-C5, 58/59, SEC-1 VASHTAL GHAZIABAD - 201010 Tel: 0120-415400/71/72, 6130271818 Fax: 0120-4154075 Web Site: www.smsenvocare.com, www.smbi.co.in		SHEET SIZE - A3	

THIS DOCUMENT CONTAINS CONFIDENTIAL AND PROPRIETARY INFORMATION OF SMS ENVOICARE LTD. COMPANY DO NOT DISCLOSE OR DUPLICATE WITHOUT PRIOR WRITTEN CONSENT OF SMS ENVOICARE LTD. COMPANY

DO NOT SCALE THE DRAWING. IF IN DOUBT PLEASE ASK.

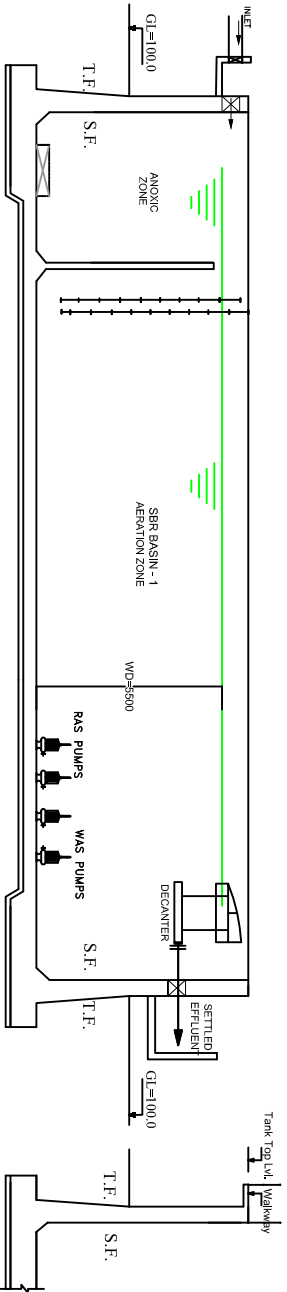


**AIR LINE GRID PART PLAN
AT TANK FLOOR (TYP)**

NOTES :

1. SIZE OF S.B.R. TANKS (2nos.) SHALL BE AS MENTIONED IN TABLE C.E.T.P. UNITS SIZES / LAYOUT PLAN DRAWING OF C.E.T.P.
2. ORIENTATION SHALL BE AS PER LAYOUT PLAN.
3. ALL LEVELS (TOP, BASE AND T.W.) SHALL BE AS PER HYDRAULIC FLOW DIAGRAM.
4. POSITION OF INLETS & OUTLETS SHALL BE AS PER C.E.T.P. LAYOUT PLAN.
5. ALL DIMENSIONS IN mm AND LEVELS IN METRES W.R.T. FINISH ROAD LEVEL AT 100.00M.
6. PIPES, VALVES & FITTINGS NOT SHOWN IN THIS DRAWING.
7. WALLS & BASE PART THICKNESS TO BE AS PER APPROVED STRUCTURAL DESIGN.
8. ALL WALKWAYS, STAIRCASES & PLATFORMS TO BE PROVIDED WITH RAILING.
9. CHAMBERS 3000mm TO BE PROVIDED AT ALL CORNERS AND JUNCTIONS OF WALLS & BASE PART.
10. ALL WALLS SHALL HAVE WALKWAY ON TOP TO SUPPORT AIR PIPES LINES.

PLAN



SECTION - 1-1

WALL SEC. (TYP)

CLIENT:	BHAR INDUSTRIAL AREA DEVELOPMENT AUTHORITY (BIADA)
PROJECT:	COMMON EFFLUENT TREATMENT PLANT (C.E.T.P)
DRAWING TITLE:	G.A. OF S.B.R. TANKS (WITH AIR LINE PART GRID)
CONSULTANT:	SMS ENVOCCARE LIMITED

SMS ENVOCCARE LIMITED

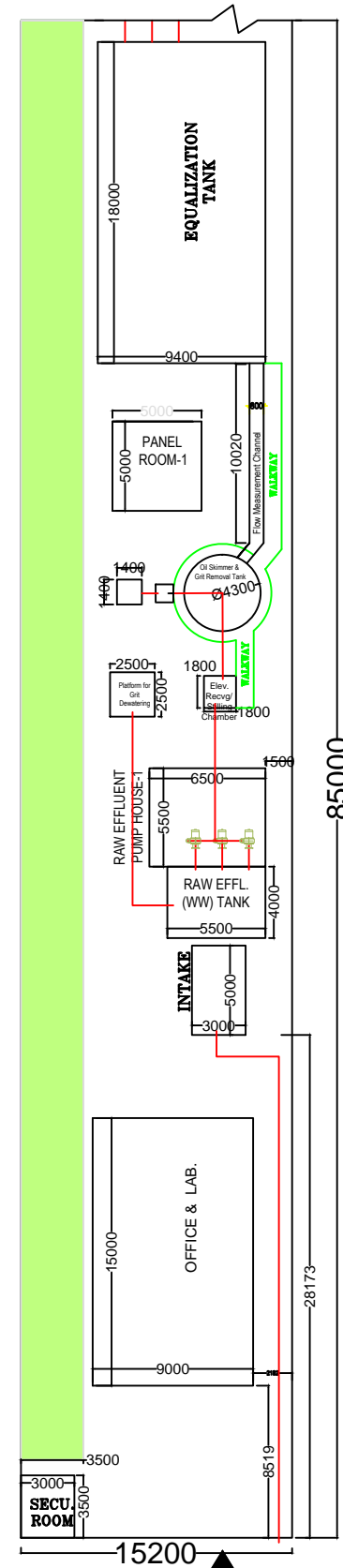
GHAZIABAD OFFICE : SMS ENVOCCARE LTD., 4F-C5, 58/59, SEC-1 VASHTAL, GHAZIABAD - 201010
 Tel: 0120-4153400/71772, 6130271818 Fax: 0120-4153475

Web Site: www.smsenvocare.com, www.smsl.co.in

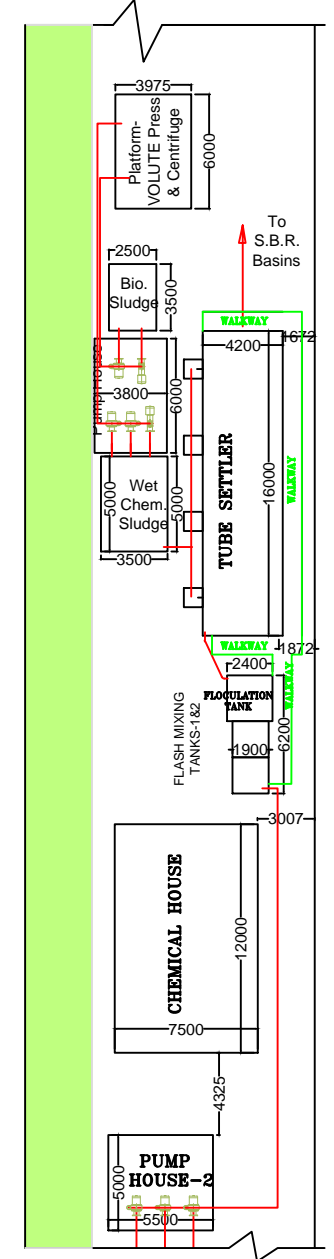
DRAWN	DATE	CHK'D	MECH.	E & I	PROCESS	PROJECT	APPD.	BY	SCALE :
MK	18.11.15	BY	AS	AS	AS	KK	KK	KK	
DWG. NO.		SHT NO.	1	OF	1	REV.			

THIS DOCUMENT CONTAINS CONFIDENTIAL AND PROPRIETARY INFORMATION OF SMS ENVOCCARE LTD. COMPANY. DO NOT DISCLOSE OR DUPLICATE WITHOUT PRIOR WRITTEN CONSENT OF SMS ENVOCCARE LTD. COMPANY.

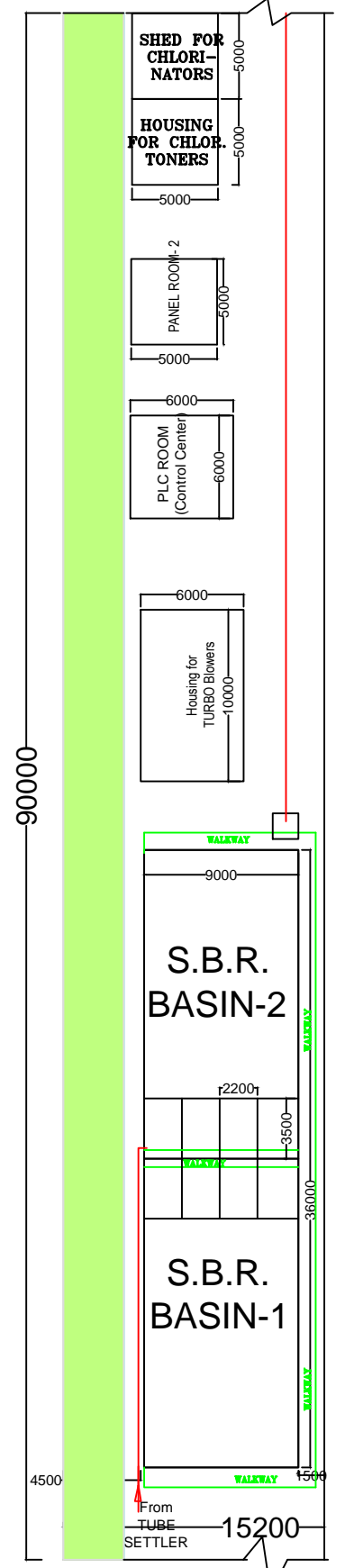
DO NOT SCALE THE DRAWING. IF IN DOUBT PLEASE ASK.



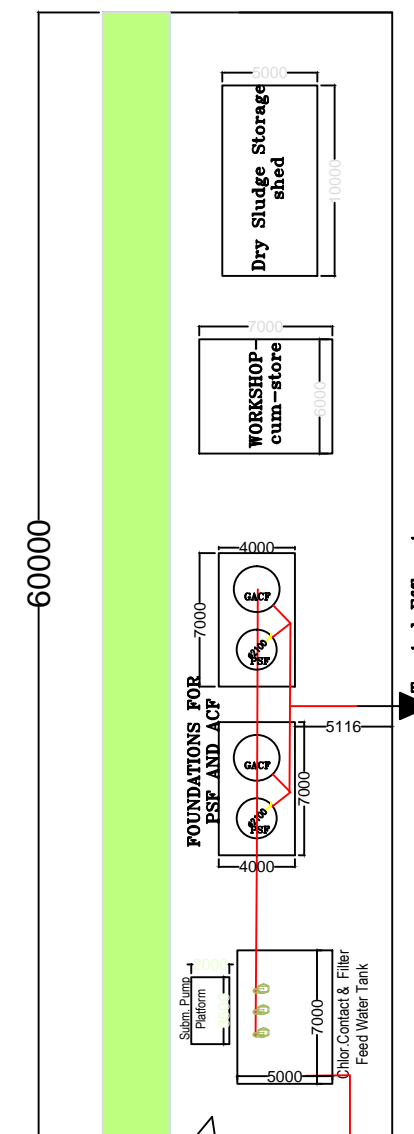
0.0 M to 85.0 M



85.0 M to 150.0 M



150.0 M to 240.0 M



240.0 M to 300.0 M

- NOTES :
1. SIZE OF UNITS SHALL BE AS MENTIONED IN TABLE-C.E.T.P. UNITS SIZES.
 2. ORIENTATION SHALL BE AS PER SITE REQUIREMENT.
 3. ALL DIMENSIONS IN mm.
 4. FINISH ROAD LEVEL AT 100.0M.
 5. ROAD ALIGNMENT & WIDTH MAY CHANGE AS PER SITE REQUIREMENT.
 6. PIPES, VALVES & FITTINGS NOT SHOWN IN THIS DRAWING.
 7. DUE TO RESTRICTION OF WIDTH, LENGTH IS 300.0 METRES.
- WALL'S SIDE PROJECTION 600mm & WALK WAY 1000mm WIDE SHOWN IN GREEN COLOUR.

CLIENT:		BIHAR INDUSTRIAL AREA DEVELOPMENT AUTHORITY (BIADA)	
PROJECT:		COMMON EFFLUENT TREATMENT PLANT (C.E.T.P)	
DRAWING TITLE:		LAYOUT PLAN OF PROPOSED C.E.T.P. - FATUHA	
CONSULTANT:		SMS ENVOICARE LIMITED	
DRAWN BY:		MK	
DATE:		16.11.15	
CHK'D BY:		AS	
MECH. E & I:		AS	
PROCESS:		AS	
PROJECT APPR.:		KK	
SCALE:		1:1	
DWG.NO.		SHT NO. 1 OF 1	